



CHRISTIAN EMINENT COLLEGE, INDORE

(Academy of Management, Professional Education and Research)
An Autonomous Institution Accredited with 'A' Grade by NAAC



E-Content

On

“Process Scheduling”

Prepared By: Prof. Vishal Kadam

Department of Computer Science & Electronics



CHRISTIAN EMINENT COLLEGE, INDORE

(Academy of Management, Professional Education and Research)
An Autonomous Institution Accredited with 'A' Grade by NAAC



Process Scheduling

Definition

The process scheduling is the activity of the process manager that handles the removal of the running process from the CPU and the selection of another process on the basis of a particular strategy.

Process scheduling is an essential part of a Multiprogramming operating systems. Such operating systems allow more than one process to be loaded into the executable memory at a time and the loaded process shares the CPU using time multiplexing.

Objectives

To introduce CPU scheduling, which is the basis for multiprogrammed operating systems To describe various CPU-scheduling algorithms To discuss evaluation criteria for selecting a CPU-scheduling algorithm for a particular system To examine the scheduling algorithms of several operating systems

Process Scheduling Queues

The OS maintains all PCBs in Process Scheduling Queues. The OS maintains a separate queue for each of the process states and PCBs of all processes in the same execution state are placed in the same queue. When the state of a process is changed, its PCB is unlinked from its current queue and moved to its new state queue.

The Operating System maintains the following important process scheduling queues –

- **Job queue** – This queue keeps all the processes in the system.
- **Ready queue** – This queue keeps a set of all processes residing in main memory, ready and waiting to execute. A new process is always put in this queue.
- **Device queues** – The processes which are blocked due to unavailability of an I/O device constitute this queue.

Department of Computer Science & Electronics



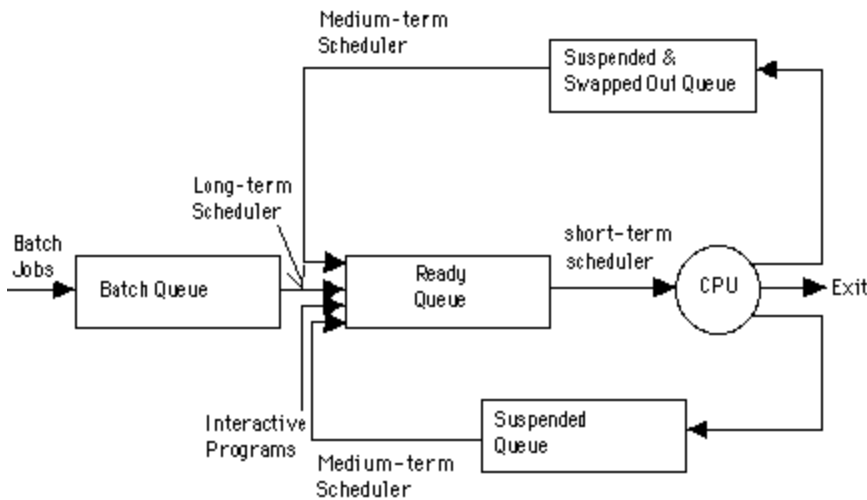
CHRISTIAN EMINENT COLLEGE, INDORE

(Academy of Management, Professional Education and Research)
An Autonomous Institution Accredited with 'A' Grade by NAAC



Schedulers

Classification of Scheduling Activity



Schedulers are special system software which handle process scheduling in various ways. Their main task is to select the jobs to be submitted into the system and to decide which process to run. Schedulers are of three types –

- Long-Term Scheduler
- Short-Term Scheduler
- Medium-Term Scheduler

Long Term Scheduler

It is also called a **job scheduler**. A long-term scheduler determines which programs are admitted to the system for processing. It selects processes from the queue and loads them into memory for execution. Process loads into the memory for CPU scheduling.

Department of Computer Science & Electronics



CHRISTIAN EMINENT COLLEGE, INDORE

(Academy of Management, Professional Education and Research)
An Autonomous Institution Accredited with 'A' Grade by NAAC



The primary objective of the job scheduler is to provide a balanced mix of jobs, such as I/O bound and processor bound. It also controls the degree of multiprogramming. If the degree of multiprogramming is stable, then the average rate of process creation must be equal to the average departure rate of processes leaving the system.

On some systems, the long-term scheduler may not be available or minimal. Time-sharing operating systems have no long term scheduler. When a process changes the state from new to ready, then there is use of long-term scheduler.

Short Term Scheduler

It is also called as **CPU scheduler**. Its main objective is to increase system performance in accordance with the chosen set of criteria. It is the change of ready state to running state of the process. CPU scheduler selects a process among the processes that are ready to execute and allocates CPU to one of them.

Short-term schedulers, also known as dispatchers, make the decision of which process to execute next. Short-term schedulers are faster than long-term schedulers.

Medium Term Scheduler

Medium-term scheduling is a part of **swapping**. It removes the processes from the memory. It reduces the degree of multiprogramming. The medium-term scheduler is in-charge of handling the swapped out-processes.

A running process may become suspended if it makes an I/O request. A suspended processes cannot make any progress towards completion. In this condition, to remove the process from memory and make space for other processes, the suspended process is moved to the secondary storage. This process is called **swapping**, and the process is said to be swapped out or rolled out. Swapping may be necessary to improve the process mix.

Department of Computer Science & Electronics



CHRISTIAN EMINENT COLLEGE, INDORE

(Academy of Management, Professional Education and Research)
An Autonomous Institution Accredited with 'A' Grade by NAAC



Scheduling Criteria

CPU utilization – keep the CPU as busy as possible

Throughput – Number of processes that complete their execution per time unit

Turnaround time – amount of time to execute a particular process

Waiting time – amount of time a process has been waiting in the ready queue

Response time – amount of time it takes from when a request was submitted until the first response is produced, not output (for time-sharing environment)

Operating System Scheduling algorithms

A Process Scheduler schedules different processes to be assigned to the CPU based on particular scheduling algorithms. There are six popular process scheduling algorithms which we are going to discuss in this chapter

- First-Come, First-Served (FCFS) Scheduling
- Shortest-Job-Next (SJN) Scheduling
- Priority Scheduling
- Shortest Remaining Time
- Round Robin(RR) Scheduling
- Multiple-Level Queues Scheduling

These algorithms are either **non-preemptive or preemptive**. Non-preemptive algorithms are designed so that once a process enters the running state, it cannot be preempted until it completes its allotted time, whereas the preemptive scheduling is based on priority where a scheduler may preempt a low priority running process anytime when a high priority process enters into a ready state.

Department of Computer Science & Electronics



CHRISTIAN EMINENT COLLEGE, INDORE

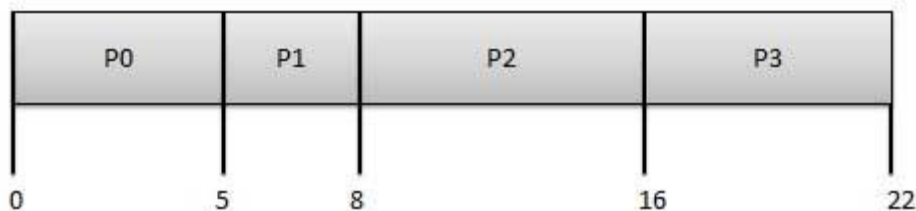
(Academy of Management, Professional Education and Research)
An Autonomous Institution Accredited with 'A' Grade by NAAC



First Come First Serve (FCFS)

- Jobs are executed on first come, first serve basis.
- It is a non-preemptive, pre-emptive scheduling algorithm.
- Easy to understand and implement.
- Its implementation is based on FIFO queue.
- Poor in performance as average wait time is high.

Process	Arrival Time	Execute Time	Service Time
P0	0	5	0
P1	1	3	5
P2	2	8	8
P3	3	6	16



Wait time of each process is as follows –

Process	Wait Time : Service Time - Arrival Time
P0	$0 - 0 = 0$
P1	$5 - 1 = 4$
P2	$8 - 2 = 6$
P3	$16 - 3 = 13$

Average Wait Time: $(0+4+6+13) / 4 = 5.75$

Department of Computer Science & Electronics



CHRISTIAN EMINENT COLLEGE, INDORE

(Academy of Management, Professional Education and Research)
An Autonomous Institution Accredited with 'A' Grade by NAAC



Shortest Job Next (SJN)

- This is also known as **shortest job first**, or SJF
- This is a non-preemptive, pre-emptive scheduling algorithm.
- Best approach to minimize waiting time.
- Easy to implement in Batch systems where required CPU time is known in advance.
- Impossible to implement in interactive systems where required CPU time is not known.
- The processor should know in advance how much time process will take.

Given: Table of processes, and their Arrival time, Execution time

Process	Arrival Time	Execution Time	Service Time
P0	0	5	0
P1	1	3	5
P2	2	8	14
P3	3	6	8

Process	Arrival Time	Execute Time	Service Time
P0	0	5	3
P1	1	3	0
P2	2	8	16
P3	3	6	8





CHRISTIAN EMINENT COLLEGE, INDORE

(Academy of Management, Professional Education and Research)
An Autonomous Institution Accredited with 'A' Grade by NAAC



Waiting time of each process is as follows –

Process	Waiting Time
P0	$0 - 0 = 0$
P1	$5 - 1 = 4$
P2	$14 - 2 = 12$
P3	$8 - 3 = 5$

Average Wait Time: $(0 + 4 + 12 + 5)/4 = 21 / 4 = 5.25$

Priority Based Scheduling

- Priority scheduling is a non-preemptive algorithm and one of the most common scheduling algorithms in batch systems.
- Each process is assigned a priority. Process with highest priority is to be executed first and so on.
- Processes with same priority are executed on first come first served basis.
- Priority can be decided based on memory requirements, time requirements or any other resource requirement.

Given: Table of processes, and their Arrival time, Execution time, and priority. Here we are considering 1 is the lowest priority.

Process	Arrival Time	Execution Time	Priority	Service Time
P0	0	5	1	0
P1	1	3	2	11
P2	2	8	1	14
P3	3	6	3	5

Department of Computer Science & Electronics

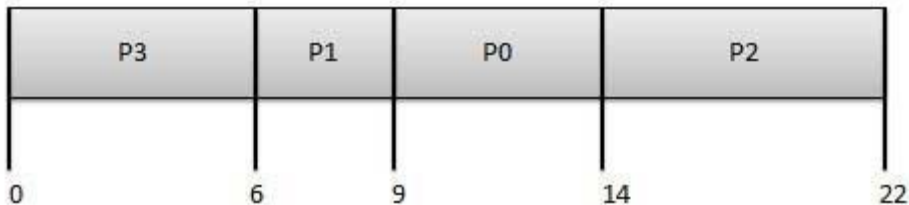


CHRISTIAN EMINENT COLLEGE, INDORE

(Academy of Management, Professional Education and Research)
An Autonomous Institution Accredited with 'A' Grade by NAAC



Process	Arrival Time	Execute Time	Priority	Service Time
P0	0	5	1	9
P1	1	3	2	6
P2	2	8	1	14
P3	3	6	3	0



Waiting time of each process is as follows –

Process	Waiting Time
P0	$0 - 0 = 0$
P1	$11 - 1 = 10$
P2	$14 - 2 = 12$
P3	$5 - 3 = 2$

Average Wait Time: $(0 + 10 + 12 + 2)/4 = 24 / 4 = 6$

Shortest Remaining Time

- Shortest remaining time (SRT) is the preemptive version of the SJN algorithm.
- The processor is allocated to the job closest to completion but it can be preempted by a newer ready job with shorter time to completion.
- Impossible to implement in interactive systems where required CPU time is not known.
- It is often used in batch environments where short jobs need to give preference.

Department of Computer Science & Electronics



CHRISTIAN EMINENT COLLEGE, INDORE

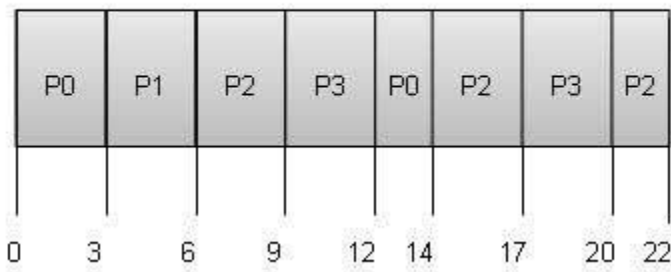
(Academy of Management, Professional Education and Research)
An Autonomous Institution Accredited with 'A' Grade by NAAC



Round Robin Scheduling

- Round Robin is the preemptive process scheduling algorithm.
- Each process is provided a fix time to execute, it is called a **quantum**.
- Once a process is executed for a given time period, it is preempted and other process executes for a given time period.
- Context switching is used to save states of preempted processes.

Quantum = 3



Wait time of each process is as follows –

Process	Wait Time : Service Time - Arrival Time
P0	$(0 - 0) + (12 - 3) = 9$
P1	$(3 - 1) = 2$
P2	$(6 - 2) + (14 - 9) + (20 - 17) = 12$
P3	$(9 - 3) + (17 - 12) = 11$

Average Wait Time: $(9+2+12+11) / 4 = 8.5$

Department of Computer Science & Electronics



CHRISTIAN EMINENT COLLEGE, INDORE

(Academy of Management, Professional Education and Research)
An Autonomous Institution Accredited with 'A' Grade by NAAC



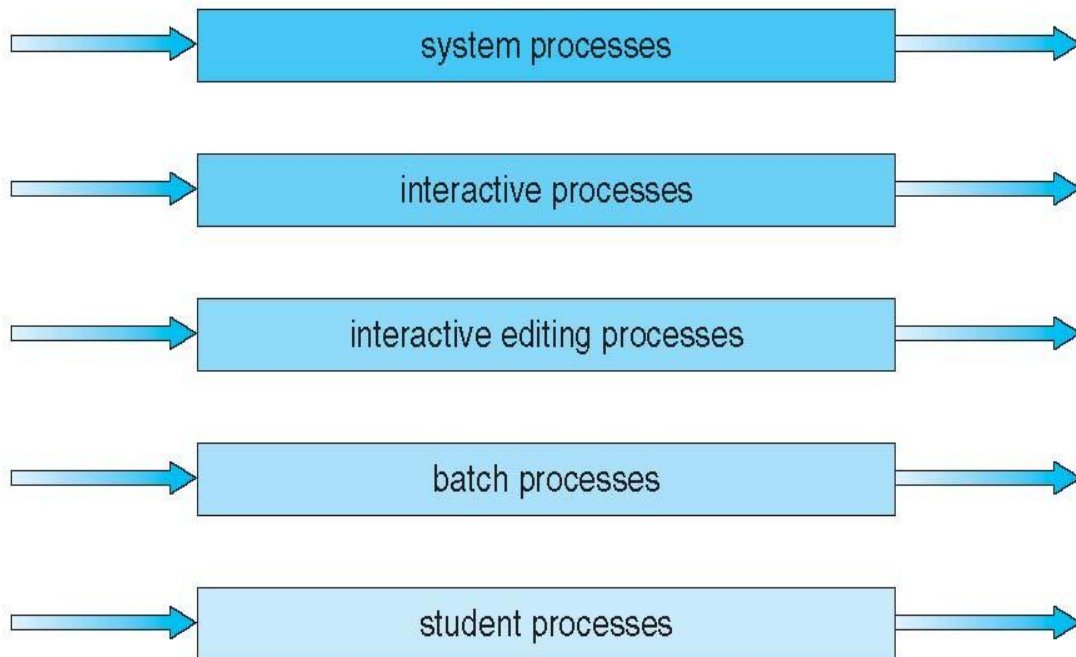
Multiple-Level Queues Scheduling

Multiple-level queues are not an independent scheduling algorithm. They make use of other existing algorithms to group and schedule jobs with common characteristics.

- Multiple queues are maintained for processes with common characteristics.
- Each queue can have its own scheduling algorithms.
- Priorities are assigned to each queue.

For example, CPU-bound jobs can be scheduled in one queue and all I/O-bound jobs in another queue. The Process Scheduler then alternately selects jobs from each queue and assigns them to the CPU based on the algorithm assigned to the queue.

highest priority



lowest priority

Department of Computer Science & Electronics